

2018 ELAC Dashboard Allen County Profile

Better ▲ Worse ▼
(Compared to State)

YOUNG CHILDREN AND FAMILIES



Young Children Ages 0-5

2016
31,809

Indiana 506,761

Young Children Living in Poverty

2015
27%

Indiana 25%

Percent of Income a Single Parent in Poverty Pays for High-Quality Care

2017
46%

Indiana 54%

Children Living in Households Where All Parents Work

2015
62%

Indiana 65%

HIGH-QUALITY EARLY CHILDHOOD CARE AND EDUCATION



Children Enrolled in Known Programs

2017
9,700

Indiana 133,270

Children Enrolled in High-Quality Programs

2017
4,040

Indiana 49,300

High-Quality Enrollment in Known Programs

2017
42%

Indiana 37%

High-Quality Enrollment Available for Children With All Parents Working

2017
20%

Indiana 15%

EARLY CHILDHOOD CARE AND EDUCATION WORKFORCE



Early Childhood Care and Education Workforce

2017
2,105

Indiana 30,762

T.E.A.C.H. Scholarships Awarded

2017
116

Indiana 1,526

Annual Median Salary for Preschool Teachers

2016
\$26,987

Indiana \$23,370

Projected Early Childhood Care and Education Workforce Deficit

2016
429

Indiana 8,195

KINDERGARTEN READINESS



Children Enrolled in Kindergarten

2017
77.1%

Indiana 90.7%

Children Retained in Kindergarten

2017
2.8%

Indiana 4.4%

Cost of Retention

2017
\$734,744

Indiana \$22,672,339

Children Ready for School

2017

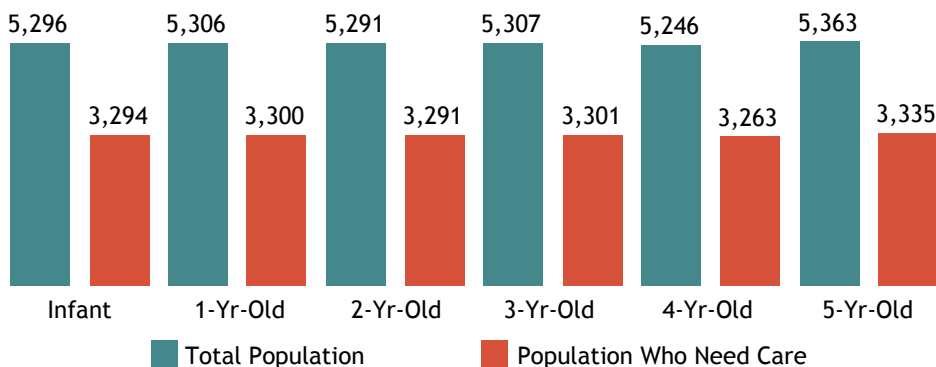
?

2018 ELAC Dashboard Allen County Profile

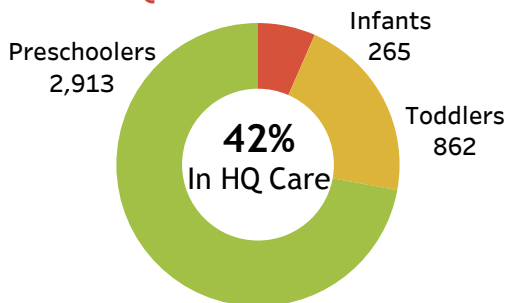


HOW MANY YOUNG CHILDREN LIVE IN THE COUNTY AND NEED CARE?

19,783 Young Children Need Care



HOW MANY CHILDREN ARE ENROLLED IN HIGH-QUALITY PROGRAMS BY AGE?

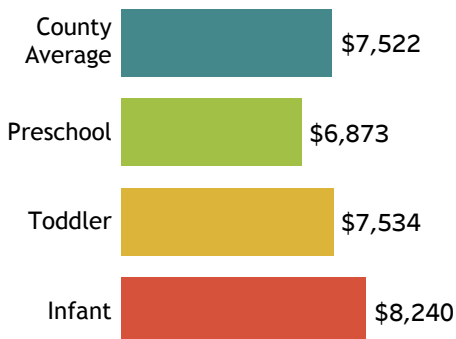


HOW MANY PROGRAMS ARE AVAILABLE?

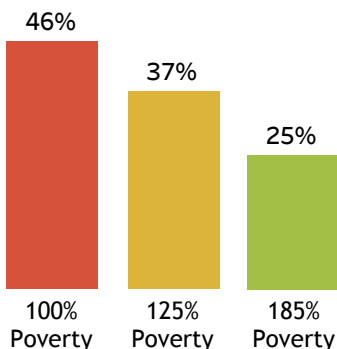
| | Child Care Centers | School-Based | Registered Ministries | Family Child Care |
|--------------|--------------------|--------------|-----------------------|-------------------|
| Known | 48 | 40 | 46 | 209 |
| On PTQ | 28 | 22 | 12 | 137 |
| High-Quality | 27 | 19 | 3 | 65 |

WHAT IS THE COST OF HIGH-QUALITY PROGRAMS BY AGE GROUP?

(State Average: \$8,818)

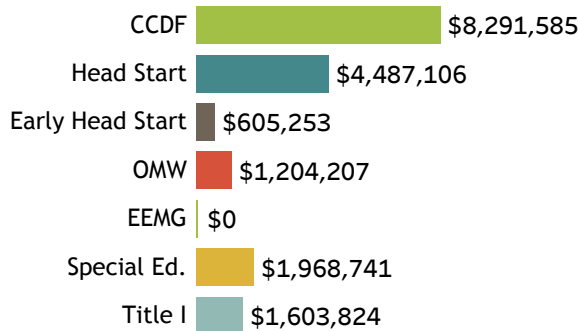


HOW MUCH OF THEIR INCOME DOES A SINGLE PARENT WITH ONE CHILD PAY FOR HIGH-QUALITY CARE?



HOW MUCH PUBLIC ASSISTANCE IS AVAILABLE TO SUPPORT FAMILIES?

Subtotal: \$18,160,716



\$65,832,544 is needed to fund high-quality care for young children living under 100% of FPL.

HOW IS EARLY LEARNING LINKED TO LATER SUCCESS?

